

## Slideshows (Carousel in School Loop terms)

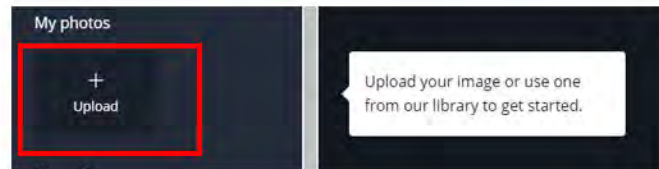
before you add a photo you need to crop it to a 16 by 9 ratio and size it down to 800 px width or so

you can do this online without signing up for anything

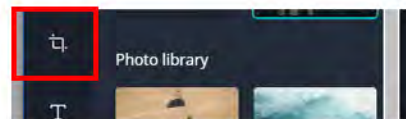
<https://www.canva.com/photo-editor/app/>

simple way to crop and resize only (no need to sign in/sign up, no typography, no layout) just download the image when you are done

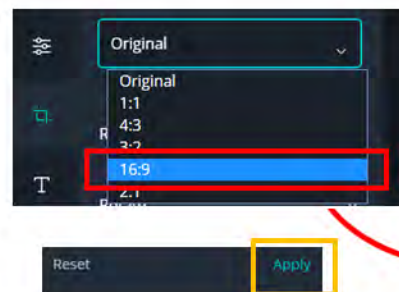
Upload your raw image



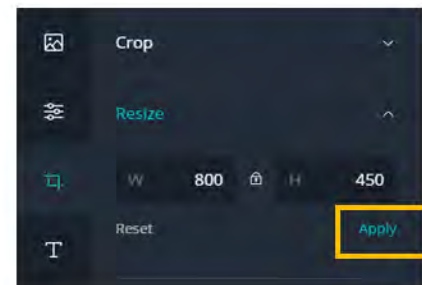
Select Crop Tool



Pull down menu to 16:9 - then adjust the image on the left to crop - Hit Apply Button

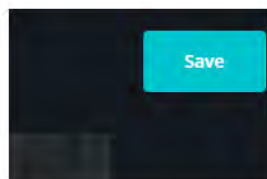


Select Resize Tool  
change width (W)  
to 800 - Hit Apply  
Button



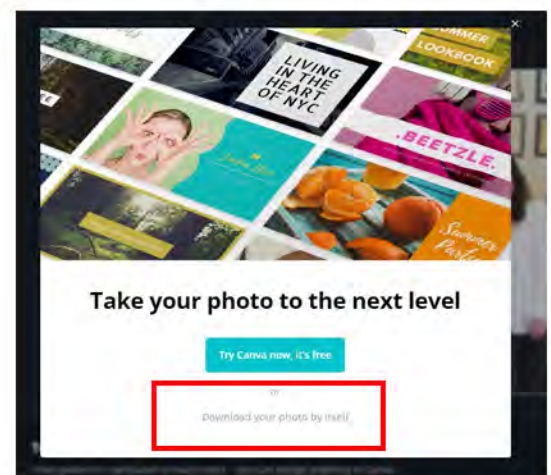
no typography, no layout

Hit Save Button  
upper right



then smaller link

"Download your photo by itself"



Help with SL Carousel